



European
Commission

Did you know...?

Facts and figures
about the
European Union
and the G20

SUMMIT



2013 SAINT PETERSBURG

Saint Petersburg, 5-6 September 2013

Did you know...? Facts and figures about the European Union and the G20

2013 Edition

For more information on the EU at the G20 and an electronic version of this brochure please consult the following website:

http://ec.europa.eu/commission_2010-2014/president/g20/index_en.htm

Table of contents

EU participation in the G20	p. 2
Demography	p. 3
Growth	p. 4
Rebalancing the economy	p. 7
Employment	p. 9
Trade and investment	p. 10
Financial regulation	p. 14
Taxation	p. 17
Development	p. 18
Agriculture	p. 19
Digital economy	p. 19
Climate action and energy	p. 20

EU participation in the G20

Did you know that ...

... the EU is represented at leaders' level by the President of the European Commission, José Manuel Barroso, and the President of the European Council, Herman Van Rompuy.

... in a joint letter outlining their views on the 2013 Saint Petersburg summit, Presidents Barroso and Van Rompuy made the case for increasing global confidence and remaining vigilant and proactive to support the global recovery.

They stressed that:

- 1) growth and employment must top the G20 agenda;
- 2) financial reform must be completed;
- 3) the work to fight tax avoidance and evasion must advance;
- 4) the reform of the International Financial Architecture must be completed and progress must be achieved on development, anti-corruption and Energy.

Read the letter: http://europa.eu/rapid/press-release_MEMO-13-717_en.htm

...the G20 leaders' process was born after a joint EU-US initiative back in 2008 to tackle the global financial crisis.

... the European Union is a full member of the G20 alongside four of its Member States: France, Germany, Italy and the United Kingdom. In addition, Spain is a permanent guest of the G20.

... the EU has its own seat at the G20 table because it is one of the largest global economic areas with specific competences in trade matters, economic policy and financial regulation, development, energy and climate change.

... Russia is the current holder of the G20 presidency and President Putin will chair the G20 summit in St Petersburg on 5-6 September 2013.

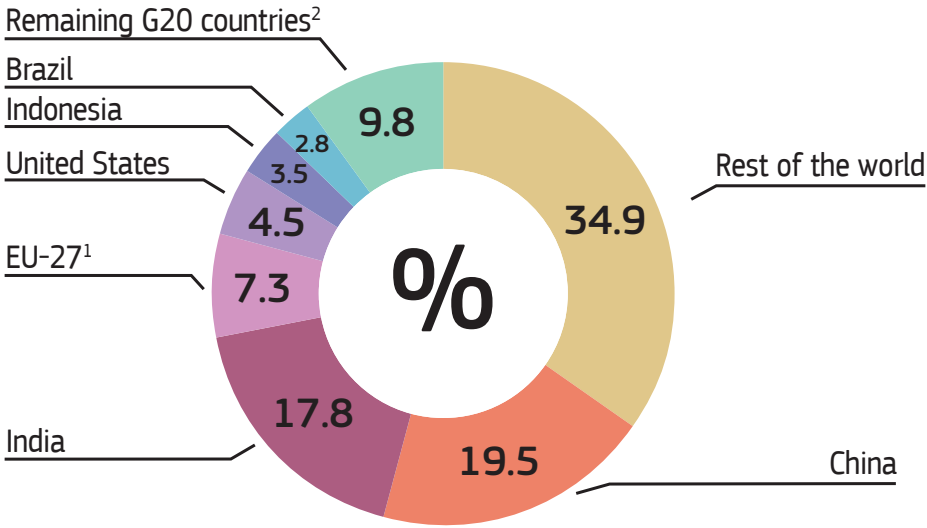
... Australia will hold the G20 presidency in 2014 and the G20 summit will take place in Brisbane on 15-16 November 2014.

Demography

Did you know that ...

... the EU with its 507 million inhabitants accounts for 7.3 % of the world population.

... the EU is the third largest member of the G20 in terms of population, after China and India.



¹ Provisional

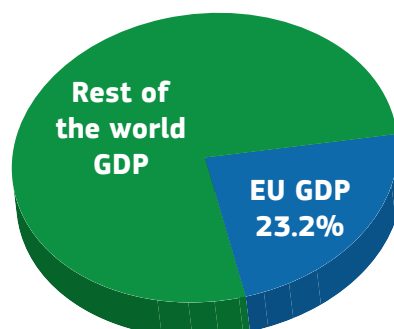
² Russia, Japan, Mexico, Turkey, South Africa, South Korea, Argentina, Canada, Saudi Arabia and Australia

Source: Eurostat, 2010

Growth

Did you know that ...

... the EU accounts for 23.2 % of the world's GDP.



... GDP per capita (in €) in the EU with its 28 Member States is 25 500€ and in the euro-area 28 500, which places Europe among the five most performing economies (2012).

GDP**/capita	2012 dollars	Exchange rate	2012 euro
EU-28			25,500
EU-27			25,600
EA-17			28,500
Germany*			32,299
France			31,100
Italy			25,700
United Kingdom			30,500
Argentina	11,576.21	1.2848	9,010
Australia	67,722.59		52,711
Brazil	12,078.83		9,401
Canada	52,231.86		40,654
China	6,075.92		4,729
India	1,491.89		1,161
Indonesia	3,592.29		2,796
Japan	46,735.72		36,376
Korea, Rep.	23,112.93		17,990
Mexico	10,247.18		7,976
Russian Federation	14,246.76		11,089
Saudi Arabia	25,084.61		19,524
South Africa	7,506.58		5,843
Turkey	10,609.18		8,257
United States	49,922.11		38,856

* until 1990 former territory of the FRG
 ** expressed in nominal terms

... the euro area's GDP is with 9 490 billion euro almost 33 % higher as the GDP of China with its 6 403 billion euro (2012). The EU28 GDP is twice as high (12 972 billion euro).

GDP** in billion euro	2012 dollars	Exchange rate	2012 euro	Share of world GDP
EU-28			12,972.302	23.2%
EU-27			12,928.398	23.2%
EA-17			9,489.754	17.0%
Germany*			2,644,200	4.7%
France			2,032,296	3.6%
Italy			1,565,916	2.8%
United Kingdom			1,926,650	3.5%
Argentina	474.954	1.2848	369.672	0.7%
Australia	1541.8		1,200.031	2.2%
Brazil	2395.97		1,864.858	3.3%
Canada	1819.08		1,415.847	2.5%
China	8227.040		6,403.362	11.5%
India	1824.830		1,420.322	2.5%
Indonesia	878.198		683.529	1.2%
Japan	5963.970		4,641.944	8.3%
Korea, Rep.	1155.870		899.650	1.6%
Mexico	1177.120		916.189	1.6%
Russian Federation	2021.960		1,573.755	2.8%
Saudi Arabia	727.307		566.086	1.0%
South Africa	384.315		299.124	0.5%
Turkey	794.468		618.359	1.1%
United States	15684.750		12,207.391	21.9%
World	71,707.30		55,812.035	100%

* until 1990 former territory of the FRG

** expressed in nominal terms

Source: Eurostat

... EU GDP grew by nearly 35 % during 1995-2008, reduced by less than 1 % over 2008-2010 and grew again by more than 1 % over 2010-2012. Over the last 15 years, this represents an average annual growth of 1.9%

... EU27 GDP in 2008 was 2.13% or €233 billion higher than it would have been if the Single Market had not been launched in 1992.

... the level of employment would have been 1.32% lower (2.77 million jobs) compared to its actual level in 2008 without the Single Market.

The positive impact of the single market in terms of economic integration



Source: Eurostat

... 65% of EU exports go to other EU Member States. More than 60% of the EU's foreign direct investment (FDI) is invested inside the EU (2011).

... thanks to the euro, intra-euro area trade rose by 5-15%, and intra-euro area investment flows by 15-35%

Rebalancing the economy

Did you know that ...

GDP**/capita	Inflation (% change on previous year)		Government surplus/deficit, % of GDP		Government debt, % of GDP	
	2011	2012	2011	2012	2011	2012
EU-27	3.1	2.6	-4.4	-4.0	82.5	85.3
EU-17	2.7	2.5	-4.2	-3.7	87.3	90.6
Germany*	2.5	2.1	-0.8	0.2	80.4	81.9
France	2.3	2.2	-5.3	-4.8	85.8	90.2
Italy	2.9	3.3	-3.8	-3.0	120.8	127.0
United Kingdom	4.5	2.8	-7.8	-6.3	85.5	90.0
Argentina	9.8	10.0	-3.5	-4.3	44.9	44.9
Australia	3.3	1.8	-4.2	-2.9	24.1	27.2
Brazil	6.6	5.4	-2.5	-2.8	65.0	68.5
Canada	2.9	1.5	-4.0	-3.2	83.4	85.6
China	5.4	2.6	-1.3	-2.2	25.5	22.9
India	8.9	9.3	-8.4	-8.3	66.4	66.8
Indonesia	5.4	4.3	-0.6	-1.3	24.4	24.0
Japan	-0.3	0	-9.9	-10.2	230.3	237.9
South Korea	4.0	2.2	1.8	1.9	34.2	33.7
Mexico	3.4	4.1	-3.4	-3.7	43.7	43.5
Russia	8.4	5.1	1.5	0.4	11.7	10.9
Saudi Arabia	3.7	2.9	12.4	15.2	5.4	3.6
South Africa	5.0	5.7	-4.0	-4.8	39.6	42.3
Turkey	6.5	8.9	-0.4	-1.5	39.2	36.4
United States	3.1	2.1	-10	-8.5	102.5	106.5

* until 1990 former territory of the FRG

** expressed in nominal terms

... in 2012 the EU27 had a lower government deficit (- 4.0% of GDP) than the United States (- 8.5% of GDP) and Japan (- 10.2% of GDP).

... in 2012 the EU27 had a lower government debt (85.3% of GDP) than the United States (106.5% of GDP) and Japan (237.9% of GDP).

... the European Union has overhauled and dramatically strengthened its mechanisms for the coordination and surveillance of economic and budgetary policies.

... in May 2013 – in addition to previous reforms – new rules entered into force, that further strengthen surveillance and coordination of economic and budgetary policies in the euro area .

... in July 2013, Latvia was welcomed as the 18th euro area Member State, and that the euro will be introduced in Latvia as of 1 January 2014.

... the ESM (European Stability Mechanism) became operational in October 2012, as the permanent mechanism to provide assistance for euro area Member States in financial difficulty.

... altogether, the EU and the euro area have mobilised a firewall of around €800 billion (= \$1 trillion).

... to tackle the effects of the economic crisis, Europe provides conditional support to banks to ensure that the flow of credit to households and businesses is not cut off.

... the European Commission issues every year (last time on 29 May 2013) a set of country-specific recommendations for each Member State and for the euro area as a whole, on budgetary and economic policies and with operational guidance for preventive action per country.

... euro area Member States are subject to a three-step sanctions procedure if they deviate from the maintenance of sound public finances: going from an interest-bearing deposit with the Commission, to a non-interest-bearing deposit, to a fine.

... rebalancing in the euro area is underway. The improvement in the net export performance of the countries hardest hit by the crisis is driven not only by a fall in domestic demand but also by an increase in their competitiveness.

... the EU, together with Member States and the IMF, has taken unprecedented action to help countries facing severe financial pressure to implement a challenging economic reform agenda.

... Greece comfortably out-performed its 2012 fiscal target, has made major structural reforms and is seeing a turnaround in economic sentiment.

... Ireland regained access to capital markets in the summer of 2012 and the economy is expected to grow for a third consecutive year in 2013.

... in 2013 the Portuguese current account is expected to be broadly balanced for the first time in more than 40 years.

Employment

Did you know that ...

... the EU is tackling the challenge of youth unemployment with a comprehensive approach based on the Youth Guarantee – to ensure that all young people up to 25 receive a good quality offer of employment, an apprenticeship, a traineeship or the chance to continue their education within four months of leaving formal education or becoming unemployed.

... this Youth Guarantee is financially supported by the European Social Fund (ESF) and the Youth Employment Initiative (YEI) (€ 6 billion) and that the latter could be scaled up to €8 billion at a later stage.

... the European Social Fund (ESF) is the main EU instrument to invest in people. It finances around € 10 billion a year in improving job prospects for millions of Europeans, in particular those who find it difficult to get work, aiming to strengthen employment and skills, better education, improve social inclusion, better public services as well as mobility. The ESF also support the job creation potential of expanding sectors such as the green economy, healthcare and ICT.

... that for the ESF a significant acceleration in the total number of participants took place between 2009 and 2010 (from 10 to over 15 million participants annually) and this high level was maintained in 2011.

... from 2007 to end 2011 there were 12.5 million participants in ESF actions to support access to employment through training or other forms of assistance. Two thirds of all participants were inactive or unemployed. As a result, 2.4 million found a job within 6 months of completing the intervention.

... from 2007 to end 2011, 15 million ESF participants were young (under 24 years) and the figure increased significantly in 2010 and 2011 in response to the crisis.

... that the EU is promoting decent work and that all 28 EU Member States have ratified the International Labour Organization's eight fundamental conventions on core labour standards.

... that health insurance systems of EU Member States provide universal access to health care.

... that EU Member States have embarked in reforms to modernise welfare systems and enhance social investment. The objective is to make social policy spending more efficient and effective in guaranteeing an adequate standard of living, increasing opportunities to develop skills and capabilities, and facilitating participation in society and the labour market.

Trade and investment

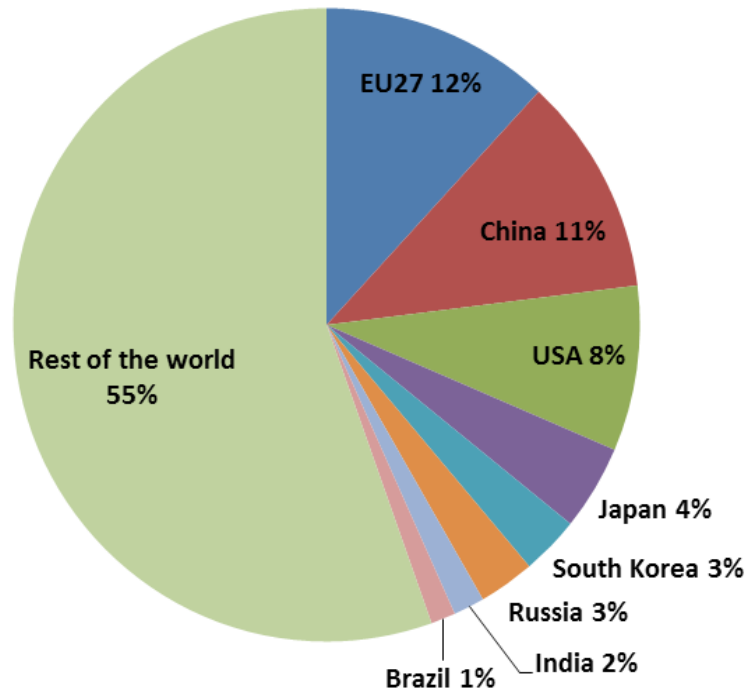
Did you know that ...

... the EU remains the largest economy in the world, with a per capita GDP of €25,500 for its more than 500 million consumers, which represents a €12.6 trillion economy.

... thanks to the openness of its trade regime the EU remains the biggest player on the global trading scene and a good region to do business with. It is the top trading partner of more than 80 countries, among them the United States, China, Russia, India, Brazil, South Africa.

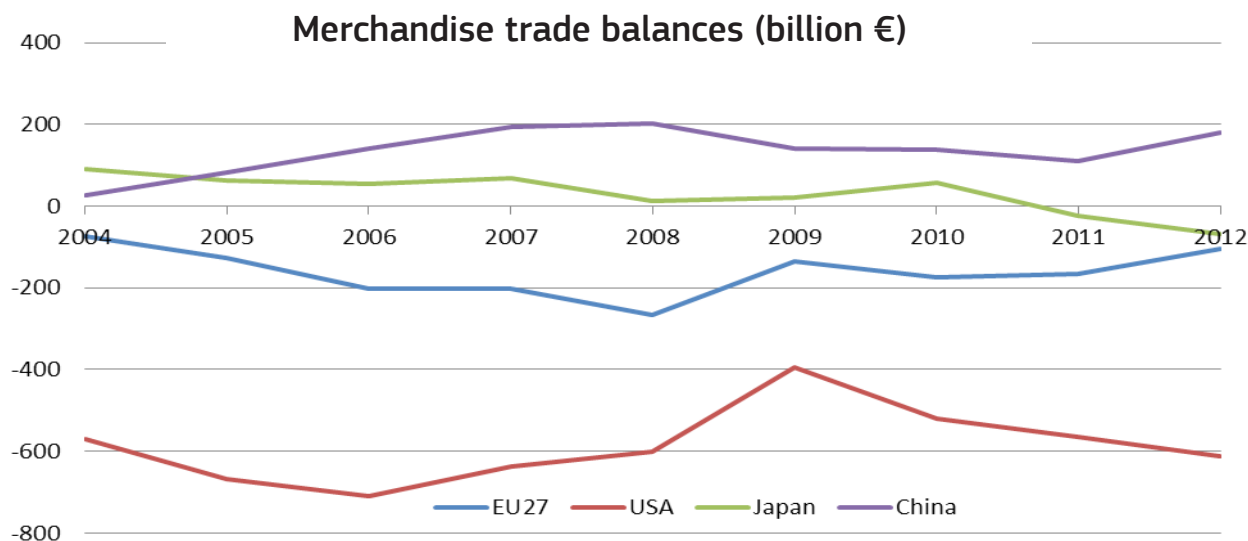
... the EU is the largest exporter and the largest importer of goods among the G20. Every day, Europe exports several billion euros worth of goods and imports several billions more. This amounts to nearly €1.7 trillion of exports and 1.8 trillion of imports annually.

Exporter shares in global goods exports 2012



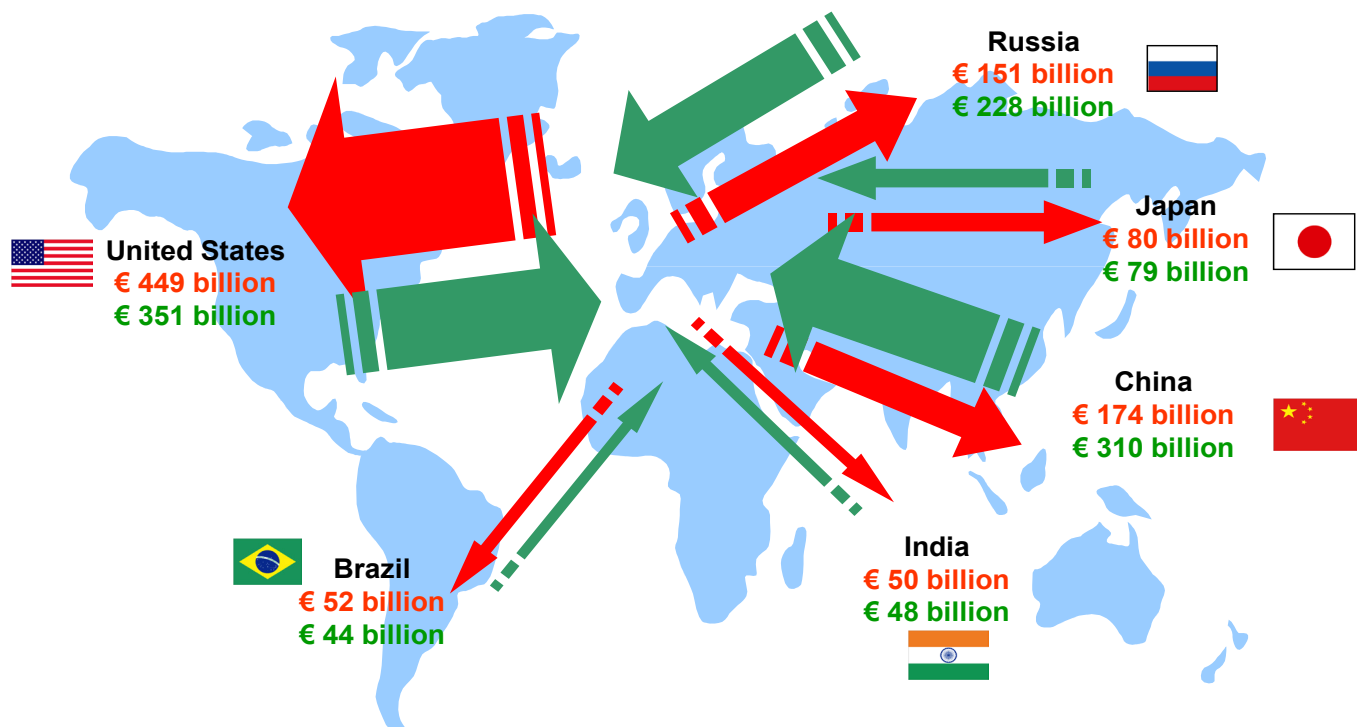
Source: Eurostat, WTO

... the EU has a significant trade surplus of more than €300 billion per year, if one excludes the EU's required imports of energy and raw materials.



... United States, Japan and BRICs count among EU's main partners as regards not only trade in goods but also in commercial services.

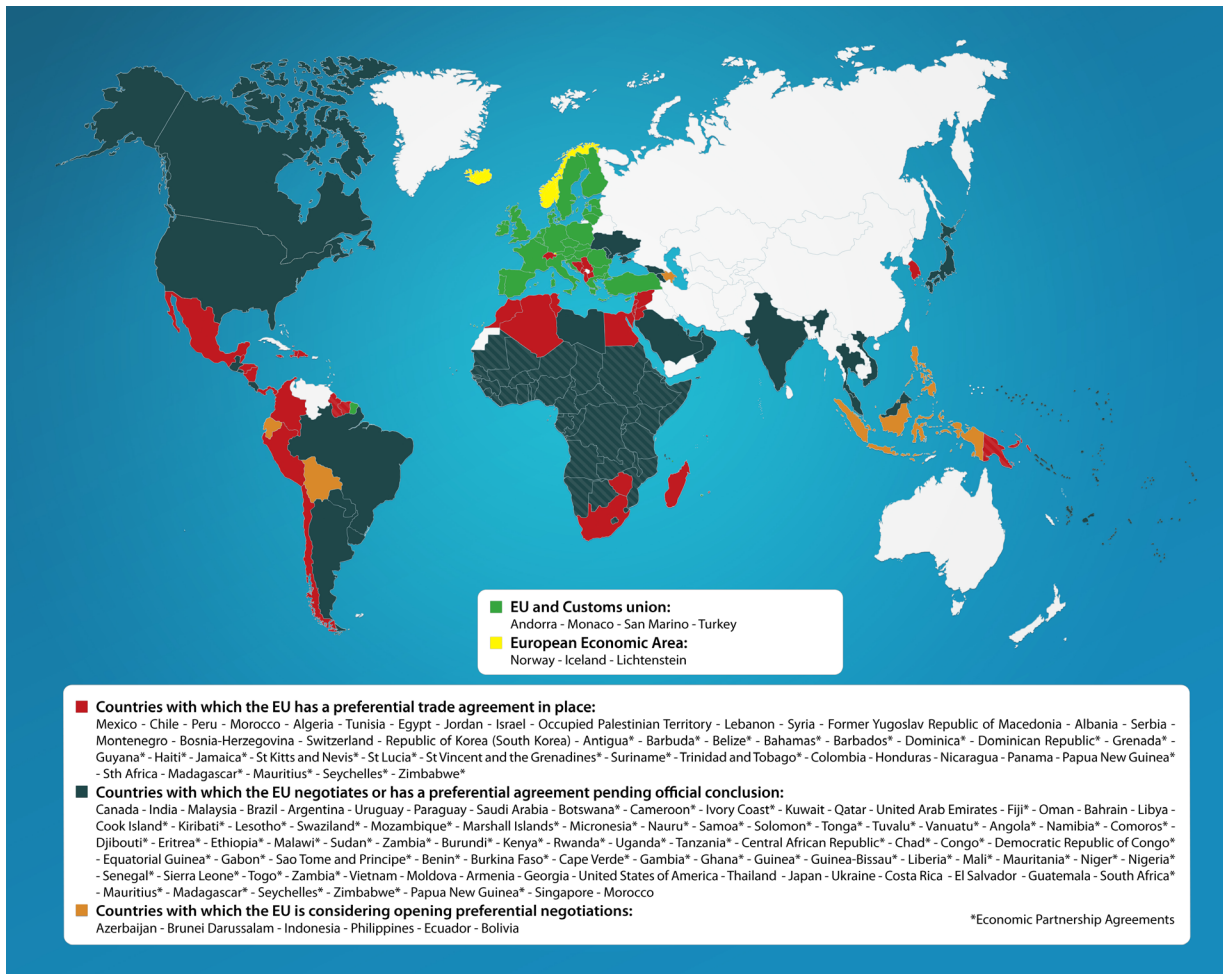
EU27 exports and imports of goods and commercial services in 2012 (in billion €)



... trade is a motor for growth. For instance, the annual budget of an average European family should increase by some additional €500 once the EU-US negotiations launched in June 2013 are successfully concluded. The rest of the world also stands to benefit from the positive impact of this trade agreement, as it is set to produce a spill-over effect adding an extra €100 billion to the world economy.

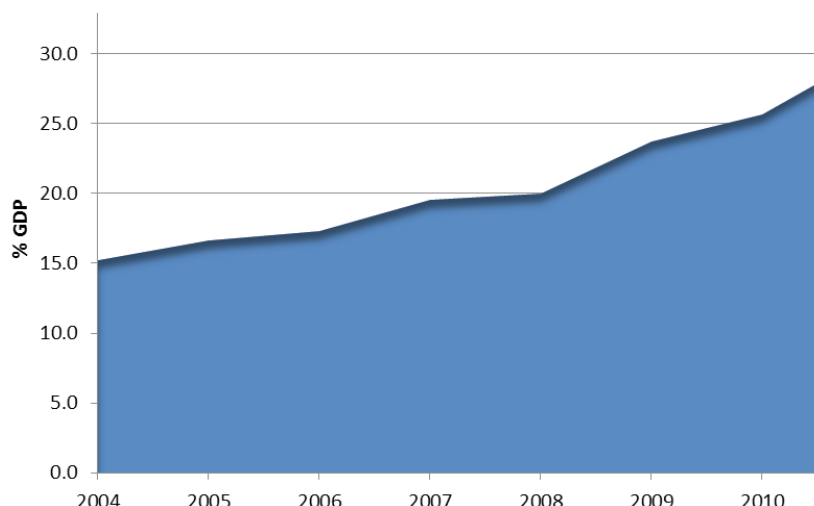
... the EU has concluded a number of other important trade agreements and is in the process of negotiating many more.

EU Trade relations around the world



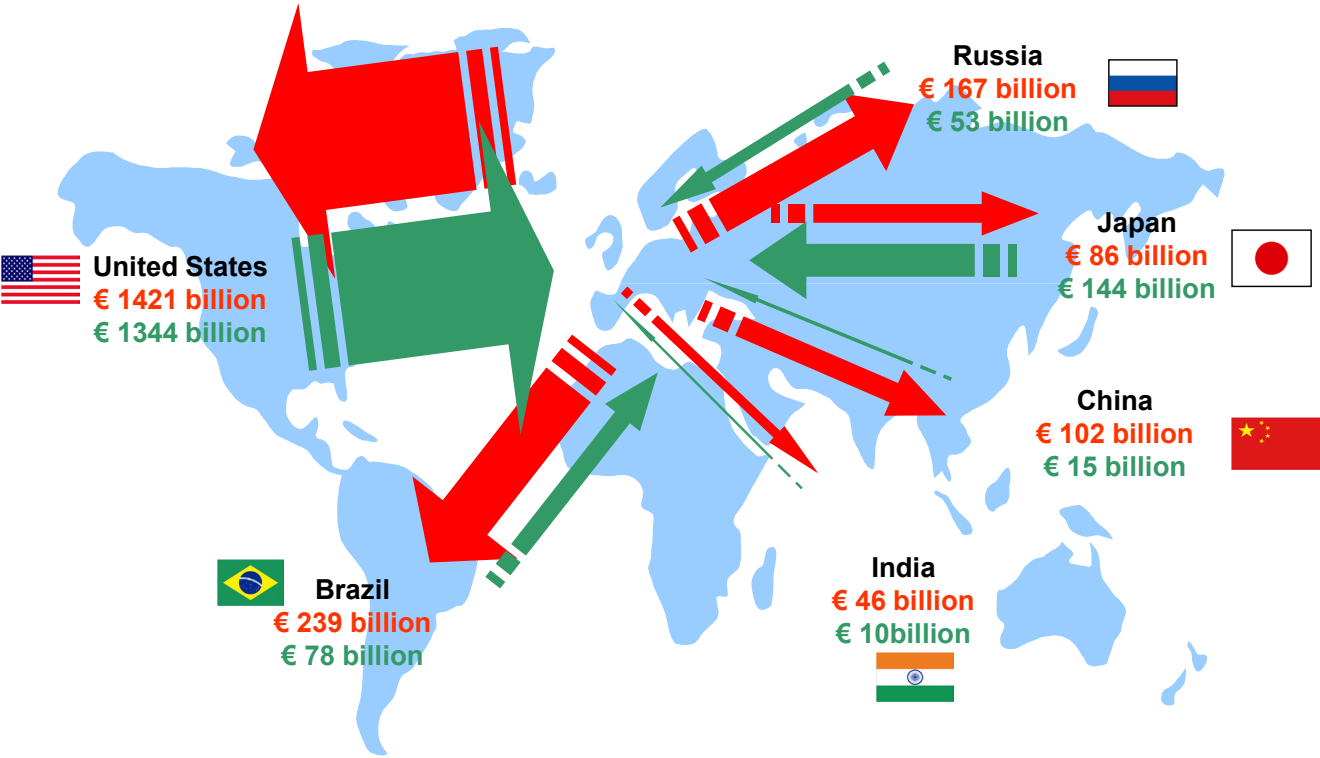
... foreign direct investment (FDI) also makes a significant positive contribution to the competitiveness of European enterprises and plays an increasingly important role in the EU's GDP growth.

EU inward FDI from the rest of the world as % GDP



... the EU is the largest source and destination of foreign direct investment in the world measured by both stocks and flows, attracting investments worth €225 billion from the rest of the world in 2011 alone. By 2010 outward stocks of FDI amounted to €4.2 trillion (26.4% of the global FDI stock in FDI) while EU inward stocks accounted for €3 trillion (19.7% of the global total).

EU inward and outward investment stocks in 2011 (in billion €)



Financial regulation

Did you know that ...

... over the last six years the EU has been committed to strengthening regulation and supervision of the financial sector to provide an effective response to the financial crisis and to ensure that the financial sector can play an effective part in putting the EU back on a path of smart, sustainable and inclusive growth, creating jobs and enhancing competitiveness.

... the EU's single rulebook covers all 8000 banks in the European Union?

... with its international partners from the G20, the EU has pursued a comprehensive and shared programme for financial reform aiming at strengthening the financial sector at global level.

... the EU is delivering swiftly on its commitment to global efforts for financial regulation. The Commission has proposed all the main legislative acts linked to the G20 commitments, and a majority of them will have been enacted into law by the end of 2013.

... in particular, Europe is one of the first jurisdictions in the world delivering on all the agreed G20 commitments to strengthen regulation and supervision of the banking sector, including through stronger prudential requirements.

... the financial reforms in Europe also include compulsory trading and clearing of derivatives on well-regulated and transparent platforms.

... the EU has also completely overhauled and strengthened its financial supervision. The new European System of Financial Supervision has been operational since 1 January 2011.

... the EU is also making significant progress in establishing a Banking Union, aimed at breaking the harmful links between sovereign debt markets and banks and protecting taxpayers from banking crises. The Banking Union comprises a Single Supervisory Mechanism, led by the European Central Bank in close collaboration with national supervisors; a single set of common rules for how to prevent, manage and resolve bank crises; and, a recently-proposed Single Resolution Mechanism, based on a strong central decision-making function and a single resolution fund to ensure efficient resolution of a failing bank while minimising the costs to taxpayers.

... Banking Union is a key pillar of a deeper integrated Economic and Monetary Union, alongside with more integrated budgetary and economic policy frameworks, and increased democratic accountability.


... the EU is now working with its G20 partners to finalise the policies needed to manage systemic risk wherever it originates in the financial system. This comprises in particular the measures that should be applied to those financial institutions and infrastructures which may pose systemic risks; reforms to the way financial benchmarks are set; and the steps needed to ensure that the risks associated with the shadow banking system are properly managed.


... the Financial Stability Board (FSB) has roughly estimated the size of the global shadow banking system at around €51 trillion in 2011, up from €21 trillion in 2002. This represents 25-30% of the total financial system and half the size of bank assets. Shadow banking is therefore of systemic importance for Europe's financial system.


... the Commission will present in September 2013 its views on tackling shadow banking and propose a new EU law on money market funds, which are an important source of short-term financing for financial institutions, businesses and government. The operation of MMFs has therefore been at the core of the international work on shadow banking. In Europe, around 22% of short-term debt securities issued by governments or by the corporate sector are held by MMFs. MMFs hold 38% of short-term debt issued by the banking sector.

Building new rules for the global financial system

Apr 2009	Hedge Funds & Private Equity ("AIFMD")	Capital markets
July 2009	Remuneration & prudential requirements for banks ("CRD III")	Banks
Sep 2010	Derivatives ("EMIR")	Capital markets
July 2010	Deposit Guarantee Schemes	Banks
Nov 2008 June 2010 Nov 2011	Credit Rating Agencies	Capital markets
July 2011	Single Rule Book of prudential requirements for banks: capital, liquidity & leverage + stricter rules on remuneration and improved tax transparency ("CRD IV"/"CRR")	Banks
Oct 2011	Enhanced framework for securities markets ("MiFID/R")	Capital markets
Oct 2011	Enhanced framework to prevent market abuse ("MAD/R")	Capital markets
June 2012	Prevention, management & resolution of bank crises ("BRRD")	Banks
2013	Shadow banking, including Money Market Funds & Securities Law	Capital markets
2013	Prevention, management & resolution of financial institutions other than banks	Capital markets

 Actions completed


 Proposals presented by the Commission but not yet adopted by the co-legislator


 Proposals to be presented by the Commission

Establishing a safe, responsible and growth-enhancing financial sector in Europe

July 2007	Risk-based prudential and solvency rules for insurers ("Solvency II")	Insurance
Sep 2009	Establishment of the European Supervisory Authorities (for banking, capital markets, insurance and pensions) & the European Systemic Risk Board regulations	Single Market
July 2010	Investor Compensation Schemes	Investors/Consumers
Aug 2010	Strengthened supervision of financial conglomerates	Banks/Insurance/ Capital Markets
Sep 2010	Short-Selling & Credit Default Swaps	Capital Markets
Dec 2010	Creation of the Single Euro Payments Area ("SEPA")	Single Market
Jan 2011	New European supervisory framework for insurers ("Omnibus II")	Insurance
Feb 2011	Interconnection of business registers facilitating cross-border access to information about EU companies	Single Market
Mar 2011	Responsible lending (mortgage credit)	Investors/Consumers
Oct 2011	Simplification of accounting	Capital Markets
Oct 2011	Enhanced transparency rules	Capital Markets
Nov 2011	Enhanced framework for audit sector	Capital Markets
Dec 2011	Creation of European Venture Capital Funds	Investors/Consumers
Dec 2011	Creation of European Social Entrepreneurship Funds	Investors/Consumers
Mar 2012	Central Securities Depositories	Capital Markets
July 2012	Improved investor information for complex financial products ("PRIIPS")	Investors/Consumers
July 2012	Strengthened rules on the sale of insurance products ("IMD")	Insurance
July 2012	Safer rules for retail investment funds ("UCITS")	Investors/Consumers
Feb 2013	Strengthened regime on anti-money laundering	Single Market
Mar 2013	Green Paper on the long-term financing of the European economy	Single Market
Apr 2013	Non-financial reporting for companies	Capital Markets
May 2013	Access to basic bank account / transparency of fees / switching of bank accounts	Investors/Consumers
June 2013	Creation of European long-term investment funds	Investors/Consumers
2013	Structural reform of banks	Banks
2013	Regulation of Financial Benchmarks (such as LIBOR & EURIBOR)	Capital markets
2013	Revised rules for occupational pension funds ("IORP")	Pensions
2013	Revised rules for innovative payment services (cards, internet & mobile payments)	Single Market

 Actions completed

 Proposals presented by the Commission but not yet adopted by the co-legislator

 Proposals to be presented by the Commission

Taxation

Did you know that...

... the EU is the global pioneer in automatic exchange of information for tax purposes. Since 2005, automatic information exchange has been the EU standard for savings income, under the Savings Tax Directive. A proposal is now on the table to extend the scope of this legislation further, and Member States have committed to adopting this revised Directive before the end of 2013. Thanks to this system, Member States can tax savings revenues according to their own national tax rules.

... in June 2013, the Commission proposed extending the automatic exchange of information within the EU, to cover the broadest scope of income including dividends and capital gains. This would ensure that the EU has the widest multilateral system of tax information exchange in the world.

... in December 2012, the Commission set out an Action Plan to combat tax fraud and evasion. This ambitious plan, which was endorsed by EU leaders in May 2013, includes measures to tackle aggressive tax planning by corporations and a tough EU stance against tax havens, which goes beyond international measures.

... EU Member States are currently discussing a proposal for a Common Consolidated Corporate Tax Base, which the Commission proposed in 2011. The fundamental objective of the CCCTB is to make it cheaper and easier to do cross-border business in the Single Market, by creating a single system for businesses to calculate their tax base across the EU. This proposal could also serve as a key tool in the clamp down on corporate tax avoidance, by removing the need for transfer pricing within the EU and closing opportunities for profit shifting.

... a Financial Transaction Tax is becoming reality in the EU. Based on a Commission proposal it is currently being discussed by 11 Member States. These 11 Member States decided to proceed with a common FTT together, under “enhanced cooperation”, when it was not possible to get unanimous agreement amongst all EU Member States on an initial Commission proposal tabled in 2011. The objectives of the tax are to ensure a fair contribution from the financial sector to the public purse, prevent the fragmentation of the Single Market that a proliferation of national financial taxes would cause, and deter irresponsible, overly-speculative market activity. Once agreed, this will be the first ever regional FTT to be applied in the world.

Development

Did you know that ...

... Europe is the world's biggest donor of development aid? The EU spent 0.43% of its gross national income (€55.2 billion or \$72.6 billion) in 2012. This accounts for more than half of the global aid.

... the EU has the most generous preferential trade system in the world for developing countries, granting duty-free and quota-free market access for 49 Least Developed Countries under its 'Everything But Arms' scheme and thanks to its Generalised System of Preferences. As a result, Europe is the largest importer of goods from least developed countries, at 36% of their total exports. Overall, 60% of all EU imports come from developing countries.

... trade exchanges between the EU and Africa have doubled during the last decade (2000-2009).

... the EU and Member States remained the world's largest Aid for Trade donor in 2011. With 36% Africa accounted for the largest share in Aid for Trade.

... the EU has adopted in 2013 an EU law in support of the Extractive Industries Transparency Initiative (EITI), which requires the disclosure of payments to governments in the extractive (oil, gas and mining) and forestry sectors.

... the EU has so far improved the lives of more than 59 million people in 50 developing countries, led to the vaccination of over 44 million livestock, and helped to train 1.5 million people in agricultural production through its Food Facility, created in 2008.

... thanks to EU financial support, from 2004 until 2012 more than 67 million persons in developing countries have gained access to drinking water and more than 23 million people gained access to improved sanitation facilities.

... under the Sustainable Energy For All Initiative the EU will assist developing countries in providing energy access for 500 million people by 2030; the EU has already been involved in more than 130 projects in ACP countries, bringing modern energy services to between 12 and 13 million people worldwide.

Agriculture

Did you know that ...

... the EU's Common Agriculture Policy has become much more development-friendly over the past 20 years. The days of 'wine lakes' and 'butter mountains' are long gone.

... developing countries have excellent market access to the EU with low or zero tariffs and market distortions are significantly reduced.

... the value of EU imports of agricultural products from developing countries is more than those of the USA, Canada, Japan, Australia and New Zealand put together.

... around 70 % of the EU's agricultural imports originate from developing countries.

... export subsidies have been reduced drastically with all rates currently set at zero: 15 years ago, we spent €10 billion a year on export subsidies. In 2012, we spent no more than € 147 million and this number is expected to be lower in 2013. In the context of the WTO negotiations, the EU has offered to eliminate all export subsidies as part of an ambitious, comprehensive and balanced package.

Digital economy

Did you know that ...

... the EU digital economy is growing at 12% each year.

... the EU digital economy is now bigger than the Polish economy and in coming years will be bigger than the Dutch economy.

... the EU now has 99.99% broadband coverage, and the highest mobile (one per person) and fixed broadband penetration rates in the world (more than 1 subscription for every three people).

... the European Commission is proposing to complete the European Telecoms Single Market in a legislative package to be announced in September 2013.

Climate action and energy

Did you know that ...

... the greenhouse gas emissions of the EU account for only around 11% of global emissions, and our continued success in reducing them means this share will fall further in future.

... with the help of EU policies and measures over the past decade, the EU and its 28 Member States will meet or even over-achieve their emission reduction commitments under the Kyoto Protocol's first commitment period.

... the EU is the world's largest donor of climate finance to developing countries and provided over €7.3bn in 'fast start' finance to developing countries in 2010-2012, more than originally pledged.

... energy consumption per capita in 2011 in the EU (3 375 kgoe) was lower than energy consumption per capita in Canada (7 426 kgoe), United States (7 069 kgoe), Saudi Arabia (6 211kgoe) and Australia (5 366 kgoe).

... energy consumption per capita in the EU is the lowest among the industrialised countries of the G20.

... European carbon dioxide emissions (7.5 tonnes per capita) are less than half of the emissions per capita of the US (17.3 tonnes per capita), Australia (19 tonnes per capita) and Canada (16.2 tonnes per capita). The emissions per capita in China are on an increase and reached 7.2 tonnes per capita.

